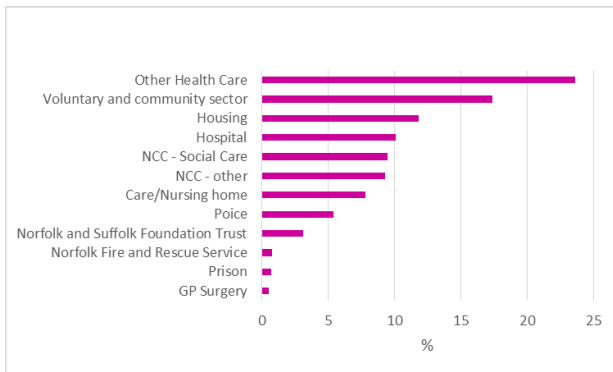


2018 Survey demographics

887 responses to the survey were received,
90% of which are between 25 and 64 years of age and
75% Female.



Location	%
Breckland	6.2
Broadland	11.2
Great Yarmouth and Waveney	6.9
King's Lynn and West Norfolk	12.9
North Norfolk	5.5
Norwich	15.6
South Norfolk	9.5
Suffolk, Cambridgeshire, Fenland, South Holland	1.1
Not Valid	31.1

The occupations of those completing the survey from across the health, social care and services sectors.

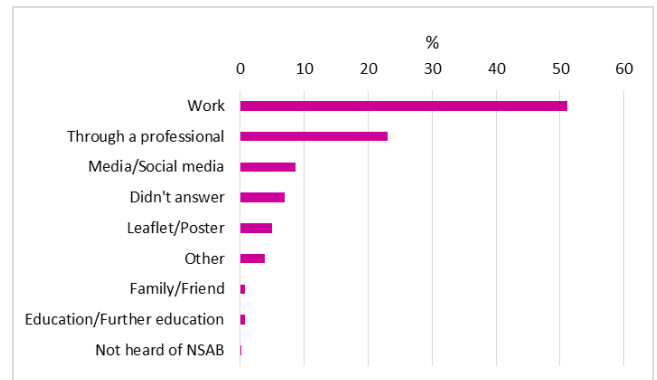
Locations spread across the county and neighbouring counties.

Awareness

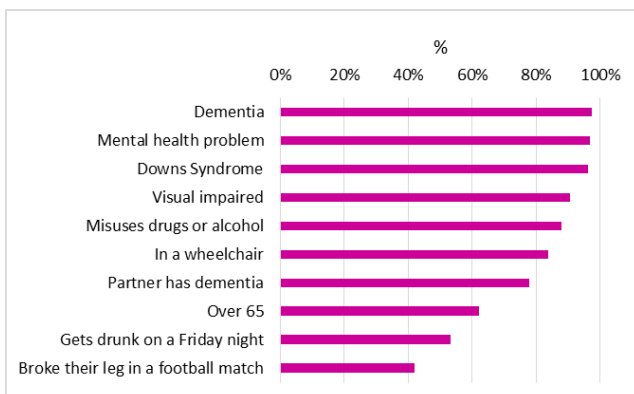
Heard of "Adult Safeguarding";
91 % of those asked said **Yes**

When asked how did you hear about Adult safeguarding the most common answer was Work.

Only just over **7%** of the respondents indicated that they had seen a leaflet, Poster, NSAB website or attended an event.

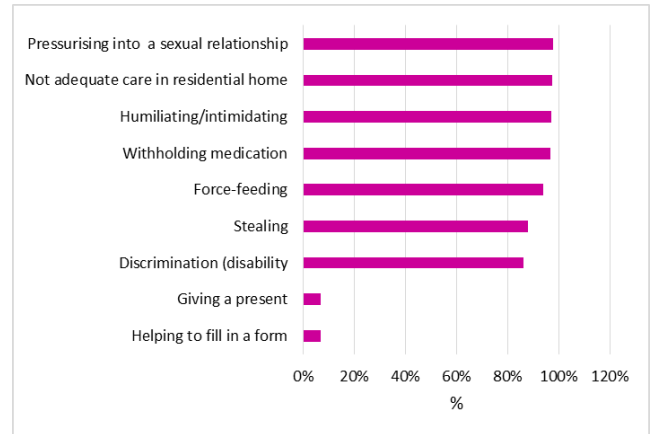


Perception of Adult Safeguarding



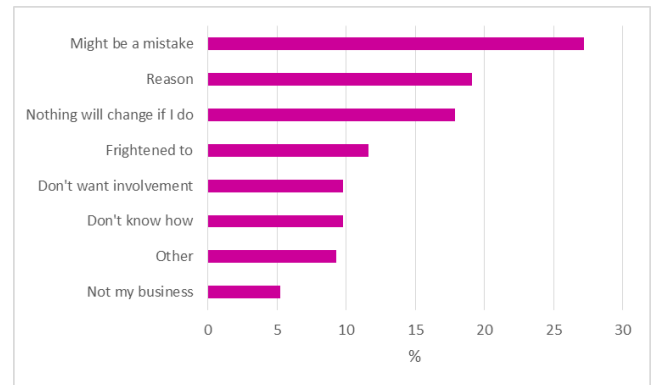
When asked "which do you think is an adult at risk of abuse or neglect?"
97% included Dementia and Mental Health problems and **96%** Downs Syndrome.

And when asked “Which of the following would you consider to be adult abuse?” **98%** included Pressurising someone into having a sexual relationship and **97%** included Not adequate care in residential home, Humiliating/intimidating or withholding medication.

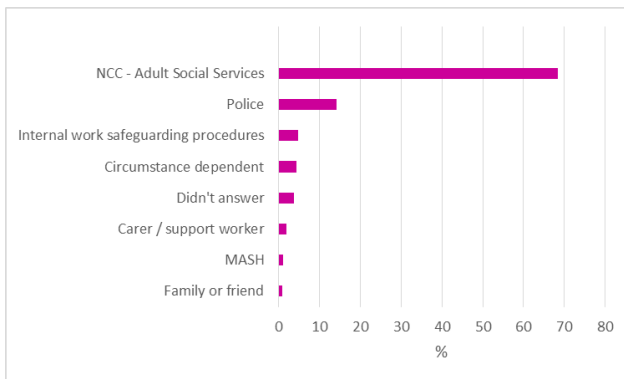


Actions and Processes

When asked if they would report adult abuse **89 %** said they would report it **0.7%** said No they would not.



Of those who said no the reasons the most common reason was “Might be a mistake” **27%** and the smallest group was “Not my business at **5%**.



When asked where they would report it to **69%** said Adult Social Services with the next highest response **14%** to the Police.

Norfolk Adult Safeguarding Board Priorities

Respondents were asked what they thought the priorities for the NSAB should be.

The highest response was 54% Domestic Abuse with 46% Neglect and 45% Homelessness and rough sleeping.

Other responses were Understanding the effects of service cuts, Financial abuse and scamming, Self-neglect, Physical abuse, Hate crime and Other.

